

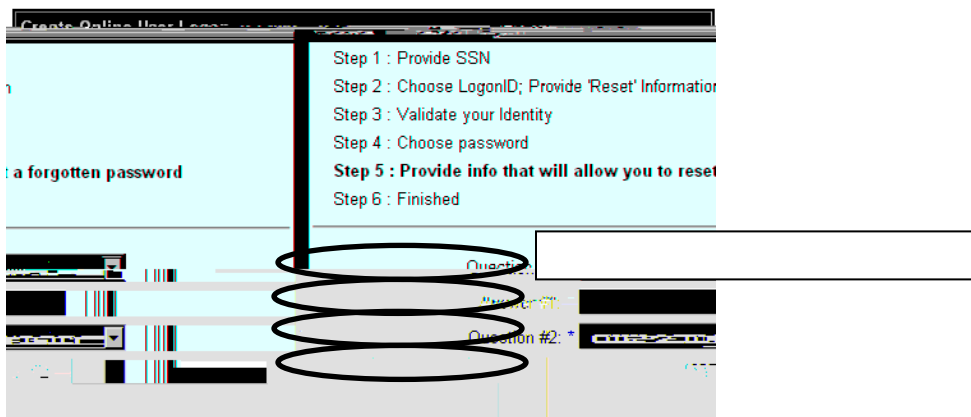
FINANCIAL SERVICES
finservehelp@towson.edu
410-704-5599

PAYROLL ONLINE SERVICE CENTER (POSC)
Instructions for Signing Up

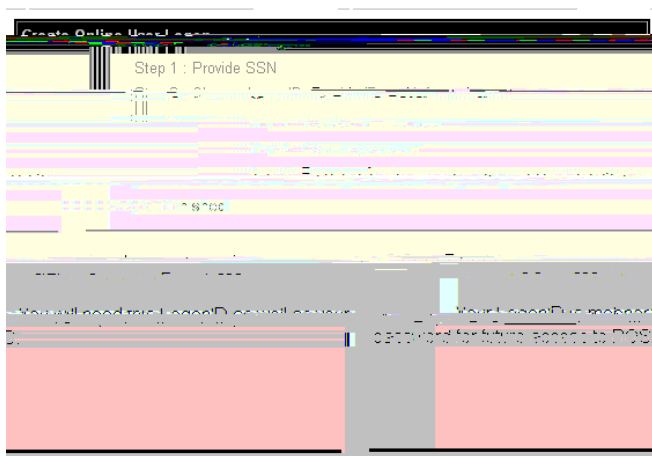
$\frac{3}{4}$ Go to POSC homepage <https://interactive.marylandtaxes.com/Extranet/cpb/POSC/User/Start.aspx>

$\frac{3}{4}$

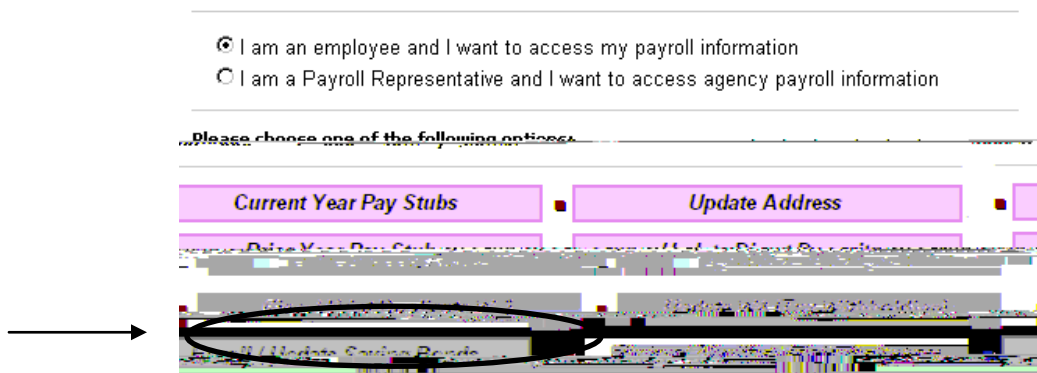
3/4 Choose and answer 2 security questions



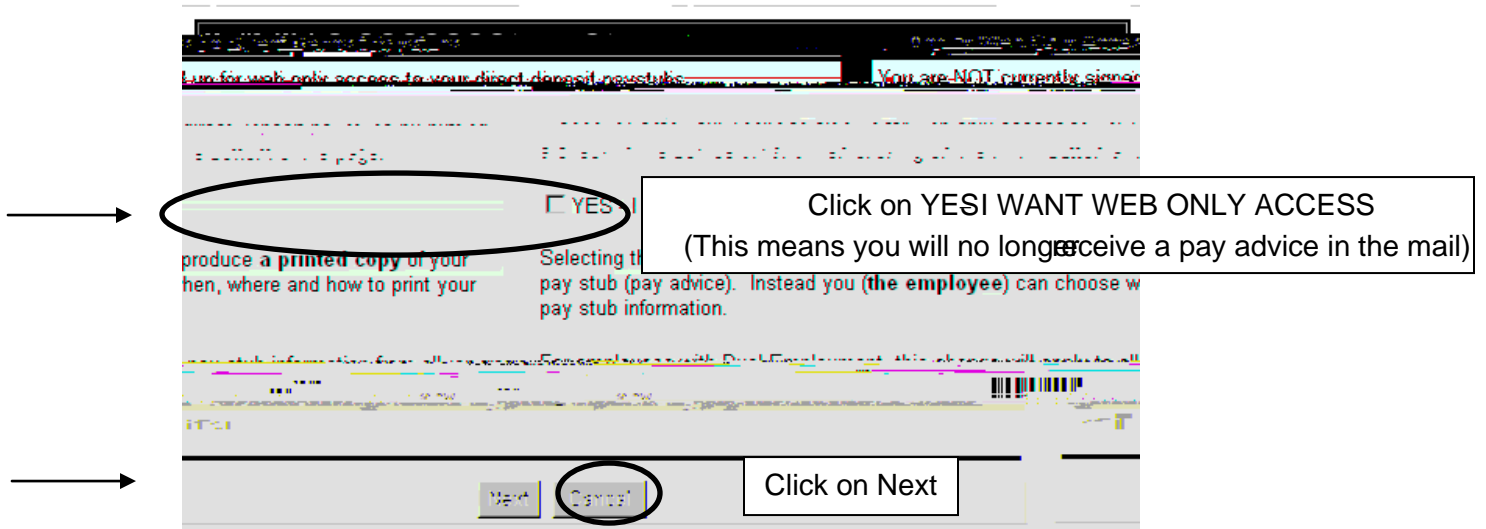
3/4 This screen informs you that you have access to POSC online



3/4 Click on " Start Using POSC"



3/4 Check "YES - I WANT WEB ONLY ACCESS"



3/4 You now have full access to your information via POSC

- 9 Your current & prior year pay stubs.
- 9 Your W-2 information.
- 9 You can update your address any time online.
- 9 You can change your bank information any time online.
- 9 You can change your tax withholding via Form W-4 online anytime.
- 9 You can sign up for Savings Bonds online.

